


Features

- Output frequency: 10~52MHz
- 5032 size, 1.5mm high SMD TCXO/VC-TCXO
- CMOS and Clipped Sine wave output
- Temperature stability: $\pm 0.05\text{ppm} \sim \pm 0.5\text{ppm}$
- Voltage control function available
- Automatic mounting and reflow soldering
- Applications: *Base Station, Stratum 3, Femtocell, etc.*
- RoHS Compliant & Pb Free

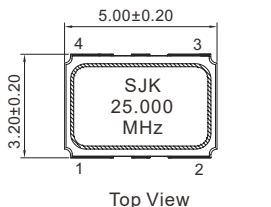


Standard Specifications

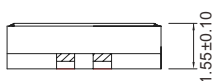
Type		5T SMD TCXO / VC-TCXO	
Output Type		Clipped Sinewave	CMOS
Output Load		10K Ω // 10pF	15pF
Supply Voltage		3.3V / 5.0V	
Frequency Range		10~52 MHz	
Supply Current		3.5mA Max.	8mA Max.
Output Level		0.8 Vp-p Min.	0.1Vcc / 0.9Vcc
Frequency Stability	Tolerance	$\pm 2.0\text{ppm}$ Max. (after 2 reflows)	
	vs Temperature	$\pm 0.5\text{ppm}$ Max.	$\pm 0.5\text{ppm}$ Max.
	vs Supply Voltage (Vcc $\pm 5\%$)	$\pm 0.3\text{ppm}$ Max.	$\pm 0.3\text{ppm}$ Max.
	vs Load (Load Varies $\pm 10\%$)	$\pm 0.2\text{ppm}$ Max.	$\pm 0.2\text{ppm}$ Max.
	vs Aging	$\pm 1.0\text{ppm}$ Max. /Year	
Auto Frequency Control (AFC) Range*		$\pm 5 \sim \pm 10\text{ppm}$ (1.5 ± 1 V)	
Start-up Time		2ms Max.	5ms Max.
Operating Temperature		-30~+85°C	
Phase Noise @10MHz	100Hz	-125dBc/Hz	-125dBc/Hz
	1KHz	-135dBc/Hz	-130dBc/Hz
	10KHz	-150dBc/Hz	-150dBc/Hz
Packing Unit		1000pcs./Reel	

*For VC-TCXO option

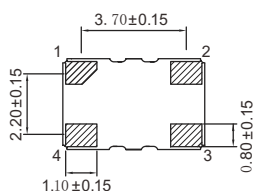
Dimensions [mm]



Top View



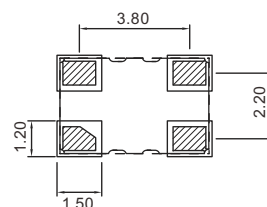
Side View



Bottom View

Pin Functions

Pin No.	Function
1	A. Vcon (VC-TCXO) B. GND (TCXO)
2	GND
3	Output
4	Vcc



Top View Suggested Layout